

DATA SHEET. Model: PHA2-1000P.

Self-contained emergency floodlight with maintained functioning of the PH Autotest Series.



Description

Emergency floodlight with Autotest function for surface mounting.

Small-sized hinged metal body with epoxy paint in RAL 7035 grey colour: the cover is supported at 90° with respect to the fixed base on the wall, allowing a comfortable access to the interior.

Two fully adjustable LED spotlights, with concentrated light beam, ideal for great heights.

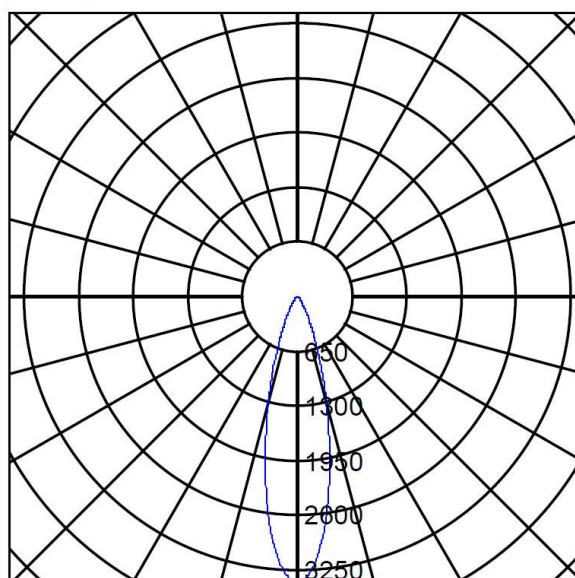
Supplied with a PG-11 cable gland for cable entry from the side.

Technical characteristics

Lamp in emergency	2 x LED White 5,000 K
Lamp in maintained	2 x LED White 5,000 K
Flux in emergency	1.000 lm
Flux in maintained	1.000 lm
Charge/fault indicator	1 x LED bicolor (green and red)
Autonomy	2 h
Supply voltage	230 Vac - 50 Hz
Operation temperature	0 ÷ 40°C
Mains power	15.0 W
Battery	Ni-Cd (HT) 7.2 V - 3 Ah
Remote controllable	Yes (TL-300)
Protection rating	IP42 - IK04
Electrical insulation	Class I
Applicable legislation	CE marking (93/68/CEE): 2014/35/EU 2014/30/EU 2011/65/EU

Photometric curve

Cd/Klm



■ 0-180

DATA SHEET. Model: PHA2-1000P _ Rev. 01 (March 2024)

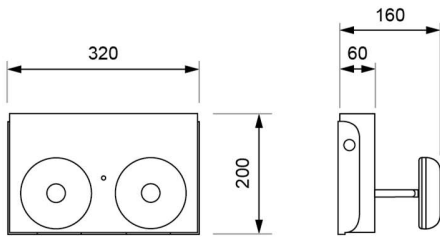


LUZNOR Desarrollos Electrónicos, S.L.
Paduleta, 47 · 01015 · Vitoria-Gasteiz · 945 200 961
NIF: B01266451 · luznor@luznor.com · www.luznor.com



Dimensions

Surface mounting















Autotest function

Each emergency luminaire checks constantly the battery status and the electronics in the presence of mains power and performs automatically two types of different tests:

Test	Verification	Duration	Frequency
Functional	Lamp, electronics and battery	6 min	3 months
Autonomy	Lamp, electronics, battery, and autonomy	1, 2 or 3 h	12 months

In case of failure, this is indicated on the emergency luminaire by a red LED, whether the luminaire is connected to mains or in emergency mode.

After solving the fault, the *reset* button must be pressed during 3 seconds to inform the luminaire that it has been restored.

	— —	1 flash.....	Lamp failure	
		—	2 flashes.....	Battery failure
			3 flashes.....	Electronics failure
		Flashing and lamp off.....	Charging battery (24 h)	
		Flashing and lamp on.....	Performing any of the tests	
		On permanently and lamp off.....	Charging and on alert	

DATA SHEET. Model: PHA2-1000P _ Rev. 01 (March 2024)



LUZ NOR Desarrollos Electrónicos, S.L.
 Paduleta, 47 · 01015 · Vitoria-Gasteiz · 945 200 961
 NIF: B01266451 · luznor@luznor.com · www.luznor.com

